

## Ultimaker 2+ 3D Printer

[Read More](#)

**SKU:** 3DW4713248D43

**Price:** 25,999.00 DH

**Stock:** instock

**Categories:** [Services](#), [Best Deal](#)

### Product Description

#### SPECIFICATIONS

##### Technology: Fused Filament Fabrication

**Print Head:** Single extrusion print head with swappable nozzles **Build Volume:** 223 x 220 x 205 mm (8.7 x 8.6 x 8 in) **Nozzle Diameter:** 0.4 mm (included) 0.25 mm, 0.6 mm, 0.8 mm (sold separately) **Layer Resolution:** 0.25 mm nozzle: 150 - 60 micron 0.4 mm nozzle: 200 - 20 micron 0.6 mm nozzle: 300 - 20 micron 0.8 mm nozzle: 600 - 20 micron **XYZ Resolution:** 12.5, 12.5, 2.5 microns **Nozzle Temperature:** 180 - 260 °C (350 - 500 °F) **Build Speed:** < 24 mm<sup>3</sup> /s **Build Plate:** Heated glass build plate **Built Plate Temperature:** 20 - 110 °C (60 - 230 °F) **Operating Sound:** < 50 dBA **Connectivity:** Wi-Fi, Ethernet, USB port **Dimensions (with Bowden tube and spool holder):** 342 x 460 x 580 mm (13.5 x 18.1 x 22.8 in) **Net Weight:** 10.3 kg (22.7 lbs) **Filament Size:** 2.85 mm **Operating ambient temperature:** 15 - 32 °C (32 - 90 °F) **Non-operating (storage) temperature:** 0 - 32 °C (32 - 90 °F) **Relative humidity:** 10 - 90% RH non-condensing **Slicing Software:** Ultimaker Cura (free download) **Supported File Types:** STL, OBJ, X3D, 3MF, BMP, GIF, JPG, PNG **Supported OS:** Windows / Mac / Linux **Electrical Voltage:** 100 - 240 V AC **Electrical Frequency:** 50 - 60 Hz **Electrical Power:** Max. 221 W **Warranty:** 12 months

# Air Manager (Optional)

## SPECIFICATIONS

**Filter Technology:** EPA filter

**Filter Efficiency:** Up to 95% of UFPs **Filter replacement:** Recommended every 1,500 print hours (approx. 1 year) **Front enclosure:** Separate front enclosure included with the Air Manager

## COMPATIBLE MATERIALS



## Introducing the Ultimaker 2+ Connect


With networking capabilities and a new touchscreen, the Ultimaker 2+ Connect is your reliable first step into our world of easy, remote 3D printing. Simply unbox and connect three components, and get started. This speedy setup even makes installing multiple 3D printers effortless. **Easy to use. High uptime. Low maintenance.** Thousands of designers and educators love Ultimaker technology because it just keeps working – day and night, year after year. Since 2015, over 6 million prints have been prepared for its predecessor. And the Ultimaker 2+ Connect improves on that workhorse legacy.


---

## Ultimaker 2+ Connect Key Features

- **Network connectivity:** Via Wi-Fi or Ethernet, print remotely over the cloud with added security
- **Easy setup:** Install the printer in minutes, and benefit from improved ergonomics and assisted bed leveling
- **Next-gen components:** A stiffer build platform and rigorously tested material profiles ensure reliable printing
- **Touchscreen:** For every action, the 2.4” color touchscreen gives you intuitive control and assistance
- **Easy maintenance:** A clean and updated design keeps maintenance needs to around 20 minutes per month
- **Wide material choice:** With our open filament system, you can always find the right material
- **Enhanced safety:** The Ultimaker 2+ Connect Air Manager (optional add-on) removes up to 95% of ultrafine particles and shields users from hot components







## Key Benefits

- **Hit the ground printing.** With just three components to assemble, you can start printing quality 3D prints within 30 minutes. The new color touchscreen allows anyone to set up and operate the printer.
- **High uptime. Low maintenance.** Built upon an architecture that has delivered millions of high-quality prints, the Ultimaker 2+ Connect is a robust workhorse requiring less than

20 minutes of maintenance per month.


- **Cloud 3D printing built in.** Access Ultimaker software to speed up your design and validation process. Move between software preparation, hardware production, and cloud monitoring - without the need for flash storage.
- 

## Ultimaker Air Manager (Optional)

The optional Ultimaker 2+ Connect Air Manager gives you more confidence and setup flexibility. Designed to simply and effectively increase user safety, it removes up to 95% of ultrafine particles (UFPs) and shields users from hot and moving components. **These are the key features of the Air Manager:**

- **UFP filtering:** For more air quality peace of mind, the Ultimaker 2+ Connect Air Manager includes a single-speed fan to efficiently pull air through a large EPA filter. This gives you the flexibility to install multiple printers in more locations
- **Enhanced operator safety:** The Ultimaker 2+ Connect Air Manager fully encloses the build chamber for a more stable printing environment and to prevent anyone from touching hot and moving components





## Ultimaker 2+ vs. Ultimaker 2+ Connect

So how does the Ultimaker 2+ Connect compare to its predecessor, the Ultimaker 2+? Check out the table below for a detailed side-by-side feature comparison to see the differences.

Category	Feature	Ultimaker 2+	Ultimaker 2+ Connect
<b>Printer</b>	Number of extruders	1	1
	Swappable nozzles		



Category	Feature	Ultimaker 2+	Ultimaker 2+ Connect
	Build volume	223 x 223 x 205 mm (8.7 x 8.6 x 8 in)	223 x 223 x 205 mm (8.7 x 8.6 x 8 in)
	Look and feel	Old branding	New branding
	User interface	LCD display and dial	Touchscreen
	Network connectivity	<b>X</b>	
	Offline printing	SD card	USB stick
	Bed leveling	Assisted leveling	Improved assisted leveling
	Heated build plate	'Old' version	Stiffer build plate
	Feeder	'Old' version	Ergonomic feeder
	Sliding blocks	'Old' version	More robust sliding blocks
	Stepper drivers	'Old' version	More silent stepper drivers
<b>Ecosystem</b>	Ultimaker Cura Print profiles		
	Ultimaker Digital Factory	<b>X</b>	
	Ultimaker Marketplace	Software plugins only	
	Material Alliance	<b>X</b>	
	Ultimaker Academy onboarding course	<b>X</b>	
<b>Add-ons</b>	Front enclosure		

Category

Feature

Ultimaker 2+

Ultimaker 2+ Connect

Air Manager

**X**

---